

Bun Pan Racks


LIFETIME TOUGH




Custom Sizes Available




401AN



401AN-HD



LPNB-20



Racks nest and save floor space when not in use.

BUN PAN RACKS – NESTING				STANDARD SERIES ALUMINUM CONSTRUCTION		STAINLESS SERIES STAINLESS STEEL CONST.		HEAVY DUTY SERIES ALUMINUM CONSTRUCTION		LO PROFILE SERIES ALUMINUM CONSTRUCTION	
Spacing/Capacity	H	W*	D	MODEL	WT	MODEL	WT	MODEL	WT	MODEL	WT
FL 2" / 30	70¼"	20½"	26"					400AN-HD	58		
FL 3" / 20	70¼"	20½"	26"	401AN	36	401SN	55	401AN-HD	52	LPNB-20	32
FL 4" / 15	70¼"	20½"	26"	402AN	31	402SN	45	402AN-HD	46	LPNB-15	30
FL 5" / 12	70¼"	20½"	26"	403AN	29	403SN	39	403AN-HD	43	LPNB-12	28
FL 6" / 10	70¼"	20½"	26"	404AN	27	404SN	33	404AN-HD	40	LPNB-10	26
FL 2" / 27	64"	20½"	26"	405AN	42			405AN-HD	56		
FL 3" / 18	64"	20½"	26"	406AN	34	406SN	52	406AN-HD	48	LPNB-18	31
FL 3" / 9	36"	20½"	26"	425AN	24	425SN	40	425AN-HD	45		
FL 4" / 7	36"	20½"	26"	426AN	22	426SN	37	426AN-HD	38		

*Heavy Duty Series width is 21"



53C

56C



620

ENCLOSED BUN PAN RACKS ALUMINUM CONSTRUCTION

Model	Spacing/Capacity	H	W	D	WT
53C	FL 1½" / 40	66½"	20½"	27½"	112
56C	FL 1½" / 20	36½"	20½"	27½"	75

SEMI-ENCLOSED BUN PAN RACKS ALUMINUM CONSTRUCTION

Model	Spacing/Capacity	H	W	D	WT
620	FL 1½" / 40	70"	21"	26"	60
616	FL 1½" / 38	64"	21"	26"	50
615	FL 1½" / 16	33"	21"	26"	33



615

53C and 56C: Side door latch holds door open 270° degrees on stainless steel hinges.